

**HSP40 Rabbit Polyclonal Antibody**  
**Catalog # AP63802****Specification**

---

**HSP40 Rabbit Polyclonal Antibody - Product Information**

Application	WB, IHC-P
Primary Accession	<a href="#">P25685</a>
Reactivity	Human, Mouse, Rat
Host	Rabbit
Clonality	Polyclonal

**HSP40 Rabbit Polyclonal Antibody - Additional Information****Gene ID** 3337**Other Names**

DnaJ homolog subfamily B member 1 (DnaJ protein homolog 1) (Heat shock 40 kDa protein 1) (HSP40) (Heat shock protein 40) (Human DnaJ protein 1) (hDj-1)

**Dilution**

WB~~WB 1:500-2000,IHC-p 1:50-300  
IHC-P~~N/A

**Format**

Liquid in PBS containing 50% glycerol, 0.5% BSA and 0.09% (W/V) sodium azide.

**Storage Conditions**

-20°C

**HSP40 Rabbit Polyclonal Antibody - Protein Information****Name** DNAJB1**Synonyms** DNAJ1, HDJ1, HSPF1**Function**

Interacts with HSP70 and can stimulate its ATPase activity. Stimulates the association between HSC70 and HIP. Negatively regulates heat shock-induced HSF1 transcriptional activity during the attenuation and recovery phase period of the heat shock response (PubMed:<a href="http://www.uniprot.org/citations/9499401" target="\_blank">9499401</a>). Stimulates ATP hydrolysis and the folding of unfolded proteins mediated by HSPA1A/B (in vitro) (PubMed:<a href="http://www.uniprot.org/citations/24318877" target="\_blank">24318877</a>).

**Cellular Location**

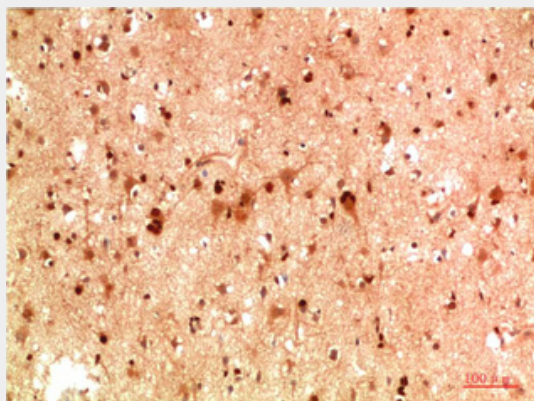
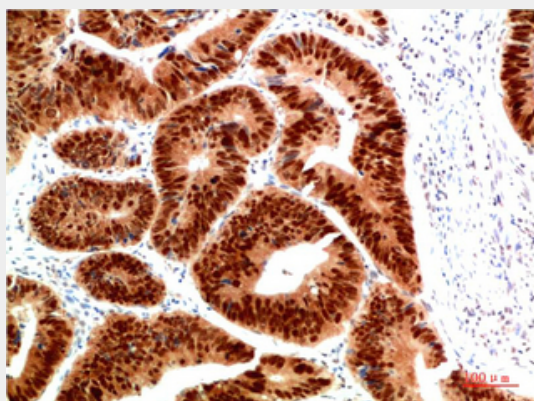
Cytoplasm. Nucleus. Nucleus, nucleolus. Note=Translocates rapidly from the cytoplasm to the nucleus, and especially to the nucleoli, upon heat shock

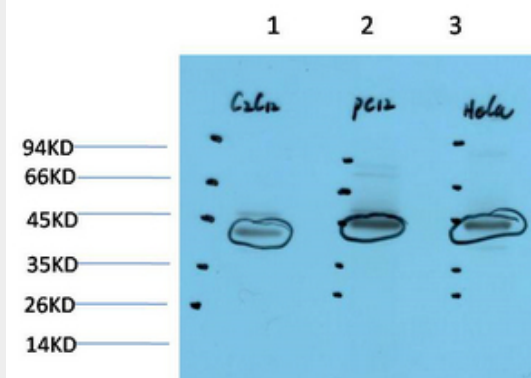
## HSP40 Rabbit Polyclonal Antibody - Protocols

Provided below are standard protocols that you may find useful for product applications.

- [Western Blot](#)
- [Blocking Peptides](#)
- [Dot Blot](#)
- [Immunohistochemistry](#)
- [Immunofluorescence](#)
- [Immunoprecipitation](#)
- [Flow Cytometry](#)
- [Cell Culture](#)

## HSP40 Rabbit Polyclonal Antibody - Images





### HSP40 Rabbit Polyclonal Antibody - Background

Interacts with HSP70 and can stimulate its ATPase activity. Stimulates the association between HSC70 and HIP. Negatively regulates heat shock-induced HSF1 transcriptional activity during the attenuation and recovery phase period of the heat shock response (PubMed:9499401). Stimulates ATP hydrolysis and the folding of unfolded proteins mediated by HSPA1A/B (in vitro) (PubMed:24318877).